


Kindergarten

Homework Planner for the week of 5/12 to 5/16 Due Friday 5/16

*Packets will go home each Friday and will be due back by the following Friday. Please see the back for your child's special schedule and list of sight words introduced so far.

Monday 5/12 – Day 1- School Spirit Day ♦ Read or be read to for 10 minutes ♦ <u>Practice High Frequency Words</u>	 Written Homework ♦ Foundations: Tap the sounds in each word and then write the word. (Words are kick, lock, sick, duck, chick) ♦ Math Practice (2 pages): Adding and Subtracting to Solve Word Problems Please put your name on all worksheets to be handed in. <u>Do Not</u> hand this planner in. Please keep it at home for your reference.
Tuesday 5/13 – Day 2 – Sports Team Day ♦ Read or be read to for 10 minutes ♦ <u>Practice High Frequency Words</u>	
Wednesday 5/14 – Day 4- Wacky Wednesday ♦ Read or be read to for 10 minutes <u>Practice High Frequency Words</u>	
Thursday 5/15– Day 4- Throwback Thursday ♦ Read or be read to for 10 minutes ♦ <u>Practice High Frequency Words</u>	
Friday 5/16 – Day 5- Freaky Friday ♦ Read or be read to for 10 minutes ♦ <u>Practice High Frequency Words</u>	

go

no

so

Reminders:

- We want to wish you all a very Happy Mother's Day!
- This week is School Spirit Week. See above for the theme of the day!

Specials Schedule

Kirsch

Day 1 & 4 Gym
Day 2 & 5 Art
Day 3 & 6 Music
Day 5 Library

Leveque

Day 1 & 4 Art
Day 2 & 5 Music
Day 3 & 6 Gym
Day 2 Library

Wilson

Day 1 & 4 Music
Day 2 & 5 Gym
Day 3 & 6 Art
Day 3 Library

Library books are do back in school on or before your child's library day. Students will not get a new book if the old book has not been returned.

Don't forget your sneakers on Gym day!

High Frequency Words


Unit 1	Unit 2	Unit 3	Unit 4	Unit 5
* a	*see	*be	*am	are
*me	*look	*can	*as	by
*the	*here	*do	*day	come
* I	*is	*he	*for	from
*like	*this	*she	*has	*go
*my	*an	*to	*his	*have
	*and	*was	*how	her
		*we	*or	*no
			*play	of
			*say	one
			*you	*so
				they
				too

*indicates the word has been introduced in class and students should be practicing the word at home

Name: _____

ch, ck

Directions: Look at the picture in the box. Each word has an ending digraph. Tap out the sounds and write one sound on each card. Then write the word on the line.







ch

e

ck


check



NAME: _____

Adding and Subtracting to Solve Word Problems

Example




3

+

4


=

7



+

=



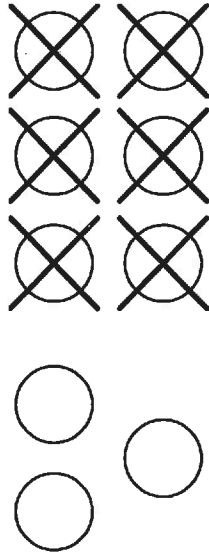
+

=

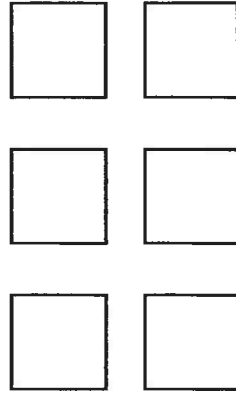
Tell an addition word problem for each picture. For the example, say: *A necklace has 3 diamond beads and 4 round beads. How many beads does the necklace have in all?* Have children draw and write an equation to match.

NAME: _____


Adding and Subtracting to Solve Word Problems



_____	_____	_____
_____	_____	_____
_____	_____	_____



_____	_____	_____
_____	_____	_____
_____	_____	_____



_____	_____	_____
_____	_____	_____
_____	_____	_____

Tell a subtraction word problem for each picture. For the first picture, say: *A store has 9 basketballs. The store sells 6 basketballs. How many basketballs does the store have now?* Have children draw and write an equation to match.